

EUP15A-1HMC-1 (Product No.:103100272101)

Summary

EUP15A-1HMC-1 is a constant current output mode LED driver. The output current can be easily set via DIP switch, and the driver can be adjusted by the external 0/1-10VDC active signal, PWM signal, or adjustable resistance to achieve the smooth dimming effect.



Product Features

- Single channel output, output current level selectable by DIP S.W.
- Support 3-in-1 dimming mode(0/1-10V active signal, adjustable resistance, PWM)
- High input voltage of 220VAC ~ 240VAC
- High efficiency up to 85%
- Built-in active PFC function
- 100% output when no dimming signal input, can be used as normal power supply
- Dimming effect smooth, no flicker
- Protections: Short circuit, over load
- Suitable for indoor LED lighting application, such as down light, spot light, and so on



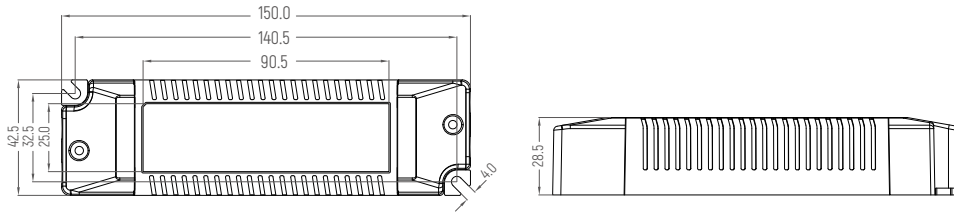
Application



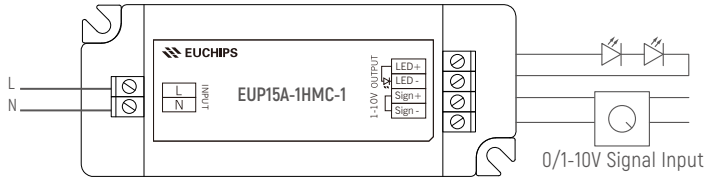
Technical Parameters

Model	EUP15A-1HMC-1																		
Input	Efficiency	85%@230VAC, Full load																	
	Voltage	220VAC-240VAC																	
	Frequency Range(Hz)	50/60Hz																	
	Power Factor	≥0.95@230VAC, Full load																	
	THD(full load)	<10%@230VAC, Full load																	
	AC Current(max)	0.08Amax@230VAC																	
	Inrush Current(max)	Cold start, 18A(twidth=14us measured at 50% Ipeak)@230VAC																	
Output	Current(mA)/Voltage (VDC) Power(W)	350mA/9-40VDC/14W 400mA/9-37VDC/14.8W 450mA/9-33VDC/14.85W 500mA/9-30VDC/15W																	
	Ripple Current	<3%																	
	Channel	1																	
	Current Tolerance	±5%																	
	Standby Power	<1W																	
	No load output voltage	50V Max																	
	Current Selection Table																		
<table border="1" style="margin-left: auto; margin-right: auto;"> <tr> <td><input type="checkbox"/></td> <td><input type="checkbox"/></td> <td><input checked="" type="checkbox"/></td> <td><input type="checkbox"/></td> <td><input type="checkbox"/></td> <td><input type="checkbox"/></td> </tr> <tr> <td>ON</td> <td>OFF</td> <td>350mA</td> <td>400mA</td> <td>450mA</td> <td>500mA</td> </tr> <tr> <td></td> <td></td> <td>9-40V</td> <td>9-37V</td> <td>9-33V</td> <td>9-30V</td> </tr> </table> <p>Remark: Function default setting is: 350mA (@switch are all OFF state)</p>		<input type="checkbox"/>	<input type="checkbox"/>	<input checked="" type="checkbox"/>	<input type="checkbox"/>	<input type="checkbox"/>	<input type="checkbox"/>	ON	OFF	350mA	400mA	450mA	500mA			9-40V	9-37V	9-33V	9-30V
<input type="checkbox"/>	<input type="checkbox"/>	<input checked="" type="checkbox"/>	<input type="checkbox"/>	<input type="checkbox"/>	<input type="checkbox"/>														
ON	OFF	350mA	400mA	450mA	500mA														
		9-40V	9-37V	9-33V	9-30V														
Function	Dimming Type	0/1-10V active signal, adjustable resistance, PWM																	
	Dimming Range	0.1%-100% Dimming to off																	
Protection	Short Circuit	after fault removed Close output ,the output current recovers automatically																	
	Over Load	When the output voltage is exceeded, the output current decreases and, recovers automatically when the load is reduced.																	
Safety& EMC	Surge	L-N:500V																	
	Withstand Voltage	I/P-O/P: 3000VAC/1min/5mA																	
	Safety Standards	EN61347, GB19510																	
	EMC Emission	EN55015, EN61000-3-2																	
	EMC Immunity	EN61000-4-2, 3, 4, 5, 6, 8, 11; EN61547																	
Others	Working Temp.	-20°C~50°C																	
	Storage Temp., Humidity	-40°C~85°C, 20-90%RH																	
	tc	90°C																	
	Material	PC																	
	IP Rating	IP20																	
	Lifetime	30,000h@tc:80°C																	
	Warranty Condition	3 years																	
	Switch Cycle	>15,000 times																	
	Packing(weight)	Net weight: 125g±5%/PCS; 50PCS/ Carton; 6.75kg±5%/Carton; Carton Size: 319*254*136mm(L*W*H)																	
	Dimension	150*43*29mm (L*W*H)																	

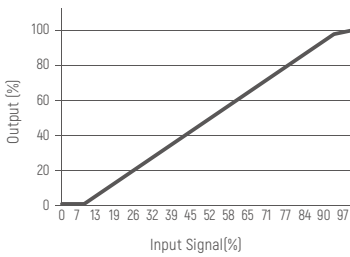
Dimension(mm)



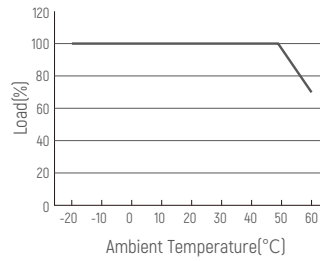
0/1-10V Wiring



Dimming Curve



Derating Curve



Cautions

- 1.This product should be installed by qualified personnel.
- 2.This product is non waterproof, need to avoid sun and rain.In case of outdoor use, please ensure it is mounted in a water proof enclosure.
- 3.Good heat dissipation conditions extend product life. Please install the product in a well-ventilated environment.
- 4.Please make sure LED power supply output voltage, current is used to meet the product requirements.
- 5.Please ensure that adequate sized cable is used from the controller to the LED lights to carry the current. Please also ensure that the cable is secured tightly in the connector.
- 6.Due to safety concerns, PVC or rubber cord of 0.75- 1.5mm² is recommended for input and output terminal(s)(excluding signal terminals). Flat power cord is not suitable.Ensure all wire connections and polarities are correct before applying power to avoid any damages to the LED lights.
- 7.In case of malfunction, do not repair it yourself.

※ The contents of this manual are updated without prior notice. If the function of the product you are using is inconsistent with the instructions, the function of the product shall prevail.Please contact us if you have any questions .